
















Reception









Year 1

Autumn 1	Autumn 2	Spring 1	Spring 2	Summer 1	Summer 2
 					
<p>Old-School Hip Hop</p> <p>Differences between pulse, rhythm and pitch and to learn how to rap</p>	<p>Two songs: Rhythm In The Way We Walk (Reggae style) and Banana Rap (Hip Hop style).</p>  <p>Listen & Appraise other styles of music</p> <p>Embed the interrelated dimensions of music through games and singing.</p>	<p>Different styles of music.</p> <p>Song arranged in six different styles; Blues, Baroque, Latin, Bhangra, Folk and Funk.</p> <p>Each week listen and learn a different style of 'In The Groove.'</p>	<p>Builds on previous learning</p> <p>Focused around one song: Round And Round, a Bossa Nova Latin style.</p> <p>Integrated approach to music - links games, the dimensions of music (pulse, rhythm, pitch), singing and playing instruments</p>	<p>Using your imagination:</p> <p>Listen & Appraise apps; Warm-up Games, improvisation using a compose tool</p> <p>Performing</p>	<p>Consolidates the learning that has occurred during the year.</p> <p>revisiting songs and musical activities</p> <p>The History of Music</p> <p>The beginnings of the Language of Music</p>

Year 2







Autumn 1	Autumn 2	Spring 1	Spring 2	Summer 1	Summer 2
 					
<p>Celebrate and learn about South African Music.</p> <p>Song: Hands, Feet, Heart.</p> <p>Games, the dimensions of music (pulse, rhythm, pitch etc), singing and playing instruments</p> <p>Sing, play, improvise and compose</p> <p>Listen and appraise different styles of South African music</p>	<p>Focused around song: Ho Ho Ho - a Christmas song.</p> <p>Listen & Appraise other styles of music</p> <p>Embed the interrelated dimensions of music through games, singing and playing</p>	<p>Rock style song</p> <p>Singing and playing together in an ensemble.</p> <p>Sing, play, improvise and compose</p> <p>Listen and appraise classic Rock songs.</p>	<p>Reggae style song</p> <p>Integrated approach to music</p> <p>Games, interrelated dimensions of music (pulse, rhythm, pitch), singing and playing instruments</p>	<p>Theme – being friends</p> <p>Listen & Appraise apps; Warm-up Games, improvisation using a compose tool</p> <p>Performing</p>	<p>Consolidates the learning that has occurred during the year.</p> <p>revisiting songs and musical activities</p> <p>The History of Music</p> <p>The beginnings of the Language of Music</p>

Year 3









Autumn 1	Autumn 2	Spring 1	Spring 2	Summer 1	Summer 2
					
<p>RnB and other styles</p> <p>Warm-up games play and copy back using up to 2 notes – C + D.</p> <p>Singing in 2 parts.</p> <p>Play instrumental parts with the song by ear and/or from notation using the easy or medium part using up to 3 notes – C, D + E. Improvise using up to 3 notes – C, D + E</p> <p>Compose a simple melody using simple rhythms choosing from the notes C, D + E or C, D, E, F + G.</p>	<p>Musical Activities using glockenspiels</p> <p>Learn to play and read the notes C, D, E + F.</p> <p>Learn to play a selection of tunes.</p> <p>Improvise with Dee Cee's Blues using the notes C + D.</p> <p>Compose using the notes C, D, E + F.</p>	<p>Style: Reggae</p> <p>Sing, play, improvise and compose with this song</p> <p>Listen and appraise other Reggae songs.</p>	<p>Play instrumental parts within the song</p> <p>Improvise using voices and/or instruments</p> <p>Perform composition(s) within the song</p> <p>End of unit performance</p>	<p>Bringing Us Together</p> <p>Sing the song</p> <p>Play instrumental parts</p> <p>Improvise</p> <p>Composition</p> <p>End of unit performance</p>	<p>Consolidate learning throughout the year</p> <p>Listen and Appraise Classical music</p> <p>Continue to embed the foundations of the interrelated dimensions of music using voices and instruments</p> <p>Singing</p> <p>Play instruments within the song</p> <p>Improvisation using voices and instruments</p> <p>Composition</p> <p>Share and perform the learning that has taken place</p>

Year 4










Autumn 1	Autumn 2	Spring 1	Spring 2	Summer 1	Summer 2
					
<p>Singing in unison</p> <p>Playing instrumental parts with the song by ear and from notation G, A + B.</p> <p>Improvise using up to 3 notes – G, A + B</p> <p>Compose a simple melody using simple rhythms choosing from the notes G, A + B or G, A, B, D + E (the pentatonic scale)</p>	<p>Exploring and developing playing skills through the glockenspiel</p> <p>Builds on the learning from Glockenspiel 1.</p>	<p>Rap/song about bullying</p> <p>Warm-up games play and copy back using up to 2 notes – C + D.</p> <p>Singing and rapping in unison and in parts.</p> <p>Composing rap lyrics about bullying.</p>	<p>Soul/gospel</p> <p>Singing in unison. Play instrumental parts with the song</p> <p>Improvise using up to 3 notes – F, G + A</p> <p>Compose a simple melody using simple rhythms choosing from the notes F, G + A or D, E, F, G + A.</p>	<p>Activities focused around one song: Blackbird by The Beatles - a song about civil rights.</p> <p>Singing, listening and appraising, Composing and performing</p> <p>Dimensions of music (pulse, rhythm, pitch), singing and playing instruments</p>	<ul style="list-style-type: none"> • Listen and Appraise Classical music • Using voices and instruments <ul style="list-style-type: none"> • Singing • Play instruments within the song • Improvisation using voices and instruments <ul style="list-style-type: none"> • Composition • Share and perform the learning that has taken place

Year 5

Autumn 1	Autumn 2	Spring 1	Spring 2	Summer 1	Summer 2
					
<p>Livin' on a Prayer - Rock</p> <p>Learn to Sing the Song</p> <p>Play Instruments with the song</p> <p>Improvise with the song</p> <p>Compose with the Song</p>	<p>Three Note Bossa and Five Note Swing</p> <p>Play instrumental parts with the music by ear using the notes G, A + B and D, E, G, A + B.</p> <p>Improvise in a Bossa Nova style using the notes G, A + B.</p> <p>Improvise in a swing style using the notes D, E, G, A + B.</p> <p>Performing</p>	<p>Make You Feel My Love Bob Dylan pop ballad sung by Adele.</p> <p>Play instrumental parts with the song by ear and/or from notation using up to 3 notes – C, D + E.</p> <p>Improvise using up to 3 notes – C, D + E. Compose a simple melody using simple rhythms choosing from the notes C, D + E or C, D, E, F + G.</p>	<p>Fresh Prince of Bel Air</p> <p>Old-School Hip Hop</p> <p>Singing/rapping in unison.</p>  <p>Play instrumental parts with the using up to 3 notes – D, G + A.</p> <p>Improvise using up to 3 notes – D, E + F</p> <p>Compose a simple melody using simple rhythms choosing from the notes D, E + F or D, E, F, G + A.</p>	<p>Motown</p> <p>To identify and move to the pulse with ease.</p> <p>Think about the message of songs</p>  <p>Compare songs in the same style - what stands out musically in each of them, their similarities and differences.</p> <p>Learning about the musical dimensions working together in the unit songs</p>	<p>Listen and Appraise a different piece of music each week</p> <p>Musical Activities based on consolidating learning from throughout the year</p> <p>Share and Perform</p>

Year 6



Autumn 1	Autumn 2	Spring 1	Spring 2	Summer 1	Summer 2
			 <p style="text-align: center;">Session 2 - Hello Garageband</p>	 <p style="text-align: center;">Music and Me</p>	
 <p>Pop song</p> <p>Singing in 2 parts</p> <p>Play instrumental parts using up to A, G + B.</p> <p>Improvise using A, G + B.</p> <p>Compose a simple melody using simple rhythms choosing from the notes A, G + B or C, E, G, A + B.</p> <p>Perform & Share</p>	<p>Jazz, improvisation and composition</p> <p>Play a musical instrument with the correct technique within the context of the Unit song.</p> <p>Select and learn an instrumental part</p> <p>Rehearse and perform their part within the context of the Unit song.</p> <p>Listen to and follow musical instructions from a leader.</p> <p>Rehearse and perform</p>	<p>Record their spoken name with the GarageBand Sampler</p> <p>Record an 8-bar rhythm with their name sample</p> <p>Add a drum part using the Smart Drums or one of the other drum creation options</p> <p>Add a bass loop from the loop library</p> <p>Create a composition using rhythmic, harmonic and melodic loops.</p>	<p>Create and record an arrangement for a composition.</p> <p>Review, refine and record a final version of the composition.</p>	<p>Trying different ways of making their own music</p> <p>Exploring the work of some of the most influential women from different cultural backgrounds in music over the last 100 years</p> <p>Exploring and expressing our identity, giving us confidence, power and purpose</p>	<p>Recap and consolidate learning of musical notation</p> <p>Musical Activities based on consolidating learning from throughout the year</p> <p>Share and Perform</p>